



Innovation
that excites

NISSAN NT400



5 YEAR
WARRANTY
100,000 MILES

[Introduction](#) | [Exterior design](#) | [Interior design](#) | [Technology & Performance](#) | [Style & Accessories](#) | [Price List](#) | [Commitments](#)

[Print](#) | [Close](#)

[REQUEST A TEST DRIVE](#)

LCV AN UNBEATABLE LINEUP

AT NISSAN, WE'RE CONSTANTLY INNOVATING FOR YOUR BUSINESS - coming up with clever new ways to deliver class-leading space and enhanced efficiency, improved versatility and durability, increased cost savings and ease of use. We engineer excitement and innovation round the clock to make your daily routine smoother, your work more fun and keep you ahead of the game. Because nothing beats the feeling of a job done smarter.



NISSAN

OFFICIAL LIGHT COMMERCIAL VEHICLE
OF THE UEFA CHAMPIONS LEAGUE



[Introduction](#) | [Exterior design](#) | [Interior design](#) | [Technology & Performance](#) | [Style & Accessories](#) | [Price List](#) | [Commitments](#)

[Page 1](#) | [Page 2](#) | [Page 3](#)

[Print](#) | [Close](#)

[REQUEST A TEST DRIVE](#)



PICK YOUR PLAYER

THE NISSAN NT400 IS THE TOP TRUCK FOR ALL TYPES OF BUSINESSES. Whether you're a large corporate or an independent enterprise, the NT400 delivers. Combining maximum load space with compact overall dimensions, optimum efficiency with low ownership costs and unparalleled manoeuvrability both up hills and around corners whatever the weight of your load, it's the one-stop solution for traders of all shapes and sizes. Step into the comfort of your new workplace now!



"For heavy usage, nothing beats the Nissan NT400 and the latest version with its improved payload and reduced fuel consumption (-22%) has made a real difference to our business."



"As well as our 3 garden centres, we do landscaping and maintenance. That's why we opted for the NT400 with a double 6-seater cab – it can take the weight as well as the whole team, all in total comfort."



"We deliver all over Europe – between 1 and 2,5 tons at a time. Our drivers often find themselves in small streets and hilly towns and the NT400 makes no trouble of it at all. Best truck on the market."



"I joined my father's recycling and restoration business last year and convinced him to invest in two new NT400's: a flatbed and a tipper. The whole process was so easy and the trucks were ready in no time. We haven't looked back since."



CHASSIS CONVERSIONS

Choose your chassis along with single or twin rear wheels according to your payload. The 3.5T variant can take up to 1786kg - the best results in its class.



DOUBLE CAB



SINGLE OR TWIN REAR WHEELS

**UP TO
2,681 KG
PAYLOAD**

3 WHEELBASES
SINGLE AND
TWIN REAR WHEELS

KEY PERFORMANCE INDICATORS



GENEROUS INSIDE, COMPACT OUTSIDE

ENJOY THE COMFORT. Despite its compact external dimensions, the cab offers you plenty of legroom, headroom and width – and the seats are especially made to offer premium comfort.

- PREMIUM COMFORT SEATS
- 14 STORAGE SPACES

COMPACT
LEADING LOAD/LENGTH RATIO
BOLD DESIGN



TURNING CIRCLE
FROM 9.6M

ANTI-FATIGUE FOR PROS

REDUCE STRESS AND IMPROVE PERFORMANCE thanks to NT400's exceptionally small turning circle and helpful technologies like Hill Start Assist: It takes the effort out of truck driving.



HILL START ASSIST
PREVENTS ROLLING BACK ON AN INCLINE.



THE NT400 CHASSIS IS AVAILABLE with 2.5m, 2.9m and 3.4m wheelbases and 2.8T, 3.2T, 3.5T and 4.5T GVW. The 3.5T and 4.5T GVW versions are equipped with double rear wheels. The 2.9m and 3.4m, 3.5T and 4.5T GVW versions are available with double cabs too.

POWER IN ASCENDANCE

Rise to the top whatever you're hauling: NT400 Euro 6 engines are tailor-built for LCV use and give you ample power to climb hills while minimizing fuel consumption daily.

- THE ZD 3.0 LITRE develops 130HP/300Nm for 3.4T and 3.5T GVW models.
- THE ZD 3.0 LITRE develops 150HP/350Nm for 3.5T and 4.5T GVW models.

[Introduction](#) | [Exterior design](#) | [Interior design](#) | [Technology & Performance](#) | [Style & Accessories](#) | [Price List](#) | [Commitments](#)

[Page 1](#) | [Page 2](#) | [Page 3](#)

[Print](#) | [Close](#)

[REQUEST A TEST DRIVE](#)



3.4-4.5T
GVW

Up to
2,680 kg
payload

Single &
twin rear
wheels

Single &
double
cab

Three
wheelbases

FOR YOUR BUSINESS, THE SOLUTION IS THE NT400.

NT400's **QUALITIES** make it the favourite truck for all types of businesses, from sole traders to large companies. Equipped for maximum efficiency, it delivers valuable business benefits, including low cost of ownership, maximum load space with compact overall dimensions, and exceptional manoeuvrability.

NT400's varied range means there is a version to suit you, whatever your haulage needs. There are three wheelbases (2.5m, 2.9m and 3.4m) and two power outputs from its EURO6 engines. With engines combining high performance and low fuel consumption, a choice of single or double cabs and a chassis with a wealth of conversion possibilities, choosing NT400 is one of the smartest business decisions you can make. With a payload of 3.5t versions is up to 1786kg, one of the best results in the class.

[REQUEST A TEST DRIVE](#)



COMPACT
LEADING LOAD/LENGTH RATIO
BOLD DESIGN



STREAMLINE YOUR PROCESSES

SMART, MODERN AND SPACE-EFFICIENT, NT400's advanced design offers a generous cab and extensive load space on a surprisingly short wheel base.

NT400's compact body and incredibly spacious interior all mean business: a genuine utility truck designed for work on the road.

[REQUEST A TEST DRIVE](#)





Spacious
inside | Compact
outside

A WELCOMING PLACE TO WORK

NT400 is a seriously comfortable place to work. Despite its compact external dimensions, the cab offers you plenty of legroom, headroom and width – and the seats are especially made to offer premium comfort. Extra-large, the screen area provides exceptional visibility. The overall effect is a more relaxing environment where you'll always feel comfortably in control.

[Introduction](#) | [Exterior design](#) | [Interior design](#) | [Technology & Performance](#) | [Style & Accessories](#) | [Price List](#) | [Commitments](#)

[Print](#) | [Close](#)

[Page 1](#) | [Page 2](#)

[REQUEST A TEST DRIVE](#)




14 storages spaces

ADD VISION TO YOUR DRIVE

TECHNOLOGICAL INNOVATION makes working on the road easier. NT400's ultra-clear combimeter displays comprehensive information and includes a multifunctional computer for data on oil levels and oil quality, fuel consumption and mileage up to next refill. Keep your network informed while you're on the road using NT400's integrated audio entertainment system with Bluetooth and USB connectivity. Manage all your paperwork thanks to lots of intelligent storage space: sound ergonomics for efficient business.

[REQUEST A TEST DRIVE](#)





A DIESEL PARTICULATE FILTER IS NOW AVAILABLE AS STANDARD EQUIPMENT FOR ALL THE EURO6 ENGINES. BY REDUCING THE NUMBER OF PARTICLES RELEASED, IT MAKES YOUR DELIVERY A WHOLE LOT GREENER. THERE ARE TWO REGENERATION MODES: AUTO REGENERATION AND MANUAL REGENERATION (VIA A SWITCH ON THE DASHBOARD).

Up to
150 PS
350NM



THE KIND OF POWER YOU NEED

ALL THREE ENGINES give you ample power to climb hills, even when loaded with its 6-speed transmission. As an alternative to the standard rear axle, you can opt for a short ratio final drive - highly suitable for heavy-goods missions. You can also specify a Limited Slip Differential, which maintains drive even if one of the rear wheels is on a low grip surface, such as ice or mud.

WITH ITS EURO6 3.0 litre engines, NT400 has pushed the limits in terms of power torque and economy. Choose from two outputs: 130PS/300Nm, 150PS/350Nm. Particularly quiet and fuel efficient, these advanced engines are tailor-built for LCV use.

ECO MODE IMPROVES COST OF OWNERSHIP. By limiting torque in each gear as well as restricting the top speed of the NT400 to 62 MPH you are able to increase efficiency and save on fuel consumption (up to 6%). This function can be deactivated at the flick of a switch for when you need that extra boost.

[Introduction](#) | [Exterior design](#) | [Interior design](#) | [Technology & Performance](#) | [Style & Accessories](#) | [Price List](#) | [Commitments](#)

[Print](#) | [Close](#)

[Page 1](#) | [Page 2](#) | [Page 3](#) | [Page 4](#) | [Page 5](#) | [Page 6](#) | [Page 7](#)

[REQUEST A TEST DRIVE](#)

A MORE RELAXING DRIVE

ANTI-FATIGUE: reduce stress and improve your performance NT400 makes for a smooth ride.

NT400 IS EQUIPPED to take the effort out of driving. Its compact dimensions and small turning circle (from 9.6m kerb to kerb, depending on the wheelbase), make it easy to drive and park in confined locations, while independent front suspension and powered rack and pinion steering brings secure handling and a reassuring feel at all speeds.



TURNING CIRCLE



[Introduction](#) | [Exterior design](#) | [Interior design](#) | [Technology & Performance](#) | [Style & Accessories](#) | [Price List](#) | [Commitments](#)

[Print](#) | [Close](#)

[Page 1](#) | [Page 2](#) | [Page 3](#) | [Page 4](#) | [Page 5](#) | [Page 6](#) | [Page 7](#)

[REQUEST A TEST DRIVE](#)



SAFETY THROUGH STRENGTH AND AGILITY

LOOKING OUT FOR YOU AND YOUR CARGO. NT400 comes with Nissan's latest safety features as standard: 7 technologies that work together to help keep you in control.



VEHICLE DYNAMIC CONTROL.

If loss of steering control is detected in either slippery or dry conditions, VDC applies brake pressure individually to help you stay on track.

HILL START ASSIST (HSA).

To prevent you rolling backwards on a slope, HSA maintains brake pressure for an extra 2 seconds (most of the line up) after release, giving you time to push the accelerator and take off safely.

LANE DEPARTURE WARNING SYSTEM.

Standard on 4.5T versions, LDWS uses a camera at the front of the vehicle to identify road markings and alerts you if you unintentionally drift out of the lane.

TRACTION CONTROL SYSTEM.

To stop the wheels from spinning, TCS applies brake pressure individually and limits engine torque at the same time.

ANTI-LOCK BRAKING SYSTEM.

During excessive braking, ABS prevents wheel lock up by reducing brake force on any wheel rotating slower than the others.

ELECTRONIC BRAKEFORCE DISTRIBUTION.

EBD supports ABS by controlling front-to-rear brake bias to avoid over braking on the rear axle to maintain stability.

BRAKE ASSIST SYSTEM.

BAS analyses the speed and force with which the brake pedal is pushed and ensures full brake pressure is applied in emergency situations before ABS takes over.

All of these active safety measures are supported by effective passive features. NT400's reinforced cabin structure is protected by a sturdy shock-absorbing front bumper, for car-like safety performance. Independent tests have shown that NT400's safety level is equal to that of a passenger car in frontal impacts. The driver and windowseat passenger benefit from the option of airbags and height-adjustable seatbelts. Both cabin doors are fitted with anti-intrusion bars, bringing maximum solidity to NT400's tough protective shell.


WELCOME ABOARD DOUBLE CAB

WHEN EXTRA HELP IS NEEDED, the NT400 is ready with a double cab version, available on 3.5T and 4.5T GVW versions. With large doors and conveniently mounted steps for easy entry and exit, the double cab carries six people in comfort. To enjoy year-round comfort, you can select a separate rear heater with a two-speed fan. And if you need to carry your tools or other loads in the cab, the rear seat folds to provide extra space.



6 | Seats easy access





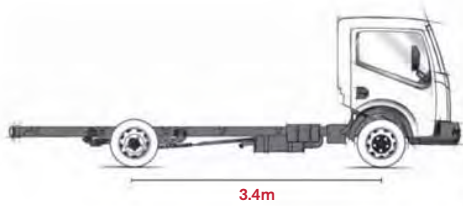
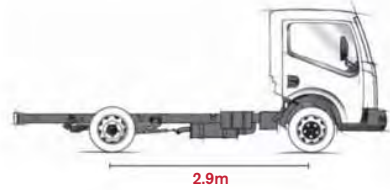
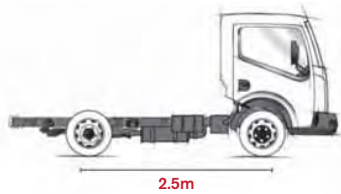
ORGANISED AND EFFECTIVE

A TIDY, ORGANISED CAB is more welcoming and safer, so we've equipped NT400 with up to 14 separate storage spaces. These include an A4 document space ahead of the combimeter, a central cooled compartment that can take cans or small bottles, a separate glovebox, cooled or heated cup holders for the driver and passenger, roof storage and a spacious new tray-box tucked behind the central passenger seat which folds down for easy access and to become a useful side table.

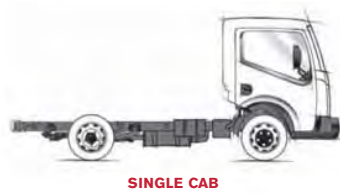
[REQUEST A TEST DRIVE](#)



3 WHEELBASES



SINGLE AND DOUBLE CAB



SINGLE AND TWIN REAR WHEELS



NT400 CHASSIS

AVAILABLE in 3.4T, 3.5T and 4.5T GVW variants, with 2.5m, 2.9m and 3.4m wheelbases, single or twin rear wheels and single or double cabs and left or right hand drive, NT400 offers a truly comprehensive choice to suit your application.

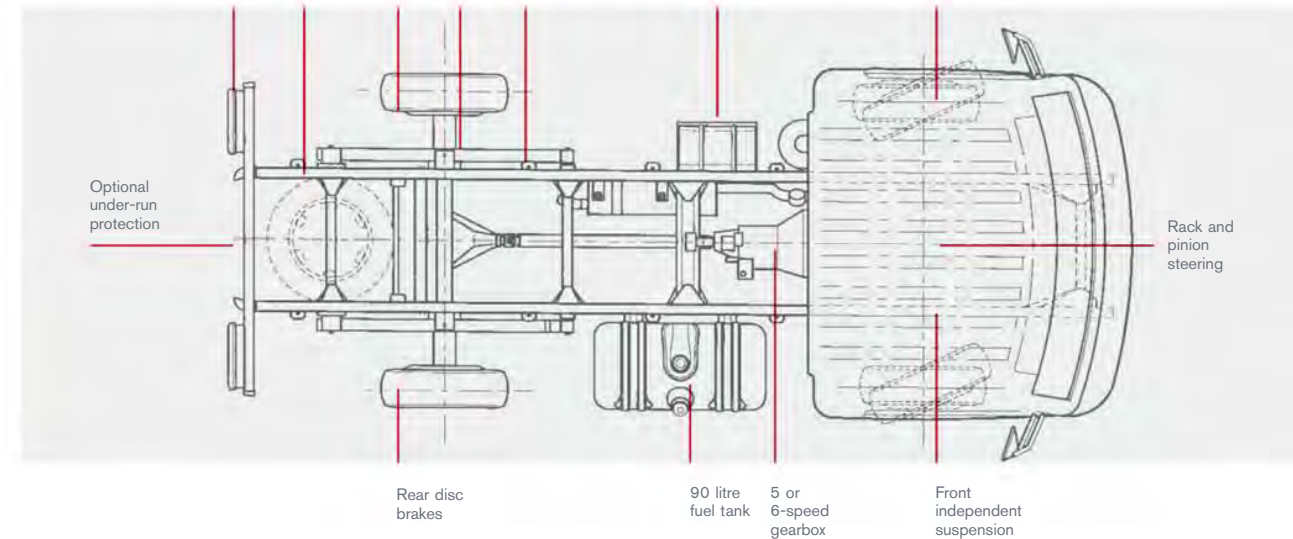
NT400 CHASSIS

THE NT400 CHASSIS IS AVAILABLE with 2.5m, 2.9m and 3.4m wheelbases and 3.4T, 3.5T, 4.5T and 4.5T GVW. The 3.5T and 4.5T GVW versions are equipped with double rear wheels. The 2.9m and 3.4m, 3.5T and 4.5T GVW versions feature double cabs. Reinforced, high rigidity rear suspension is standard on 4.5T GVW versions. A shock absorbing rear bumper is also available, depending on the body fitted to the chassis.

BODY	SINGLE CAB				DOUBLE CAB	
	34.13	35.13	35.15	45.13	35.13	45.15
ENGINE	Turbo Diesel, 2953 cc, 4 cylinders in line					
Engine Description	SCR + EGR + DPf + DOC					
Engine control system	96 (130)/3400	110 (130)/3400	96 (130)/3400	110 (130)/3400	96 (130)/3400	110 (130)/3400
Max power, kw(PS)/rpm	300/1100	350/1200	300/1100	350/1200	300/1100	350/1200
TRANSMISSION	6-speed Manual Transmission					
Transmission	6-speed Manual Transmission					
CHASSIS	C Section steel longitudinal side members (128 x 52 x 4 mm) and riveted cross members					
STEERING SYSTEM	Rack and Pinion, Power Assisted					
Steering system	Rack and Pinion, Power Assisted					
Minimum turning radius, wall to wall, m*	5.29 - 6.74				5.95 - 6.77	
Minimum turning radius, curb to curb, m*	4.79 - 6.25				5.44 - 6.27	
BRAKES SYSTEM	VDC (ABS + EBD + TCS +HSA + BAS)					
Brakes	Disks (front: ventilated)		Ventilated disks with ABS		Disks (front: ventilated) / Ventilated disks	
Assistance systems	VDC (ABS + EBD + TCS +HSA + BAS)					
WHEELS AND TYRES	Single wheels		Twin wheels			
Rear wheels	Single wheels		Twin wheels			
Tyre size	205/70 R15	195/70 R15	185/75 R16	195/70 R15	185/75 R16	
DIMENSIONS						
Wheelbase, mm	2500 - 3400			2900 - 3400		
Chassis length, mm*	4746 - 6246			5446 - 6246		
Width excl. mirrors, mm	1870			1870		
Height, mm	2096	2093	2110	2123	2125	2145
Max rear body length, mm**	4961		4886		3961	
Max full vehicle length, mm**	6673			6673		
WEIGHTS						
Gross vehicle weight, kg	3500			4500		
Kerb weight, kg*	1694 - 1726	1714-1746	1754 - 1787	1820 - 1852	1878 - 1897	1924 - 1942
Payload, kg*	1674 - 1706	1754 - 1786	1713 - 1746	2647 - 2680	2647 - 2681	1603 - 1622
Max. trailer weight (braked), kg	1500			3500		


*Depending on wheelbase
**Depending on wheelbase and body installed

- C-Type chassis frame section 128 x 52 x 4mm
- Standard rigid rear axle
- Optional LSD (Limited Slip Differential)
- Parabolic leaf springs with shock absorbers and stabiliser bar. Reinforced version optional
- 75Ah or 110Ah battery
- Ventilated front disc brakes






1



2 3



4



5

FEATURES & OPTIONS*

1. The bluetooth® radio/CD system with AUX and USB sockets, mp3 compatibility and handsfree telephone functionality keeps you in touch.
2. The on-board computer keeps you informed. The OCS (Oil Change Supervisor) checks oil quality and indicates mileage available before the next oil change. Other key indicators include average and instantaneous fuel economy, remaining fuel, accumulated time and distance, average speed, a maintenance warning, a shift up signal for optimum gear changes, a trip meter and a digital clock.
3. Keyless entry allows the cab doors to be locked/unlocked by remote control.
4. Air conditioning (Optional extra)
5. Front power windows with driver's one-touch control and anti-trap sensing device are standard on the NT400.


ACCESSORIES*

Our range of genuine accessories is the logical extension of the NT400's versatility. These accessories are specifically designed to complement the NT400, so you can be sure they'll provide long and dependable service.

1. Flanged towbars
2. Mats, standard and rubber
3. First aid kit



1



2



3

*Options and accessories available at extra cost

WHY NT400 IS BETTER FOR BUSINESS

NISSAN NT400's are renowned for their high residual values. Businesses find them a more cost-effective, dependable proposition because, as well as having class-leading load capacity, their EURO6 engines are more efficient in terms of both fuel consumption and CO₂ emissions, making for longer range with fewer stops. There's also less downtime with NT400 thanks to long (up to 25,000 miles/12 months) service intervals – and servicing is made easier too thanks to a standard tilt cab that allows quick and easy access to the engine and gearbox. Last but not least, the NT400's special conversion features, including bodybuilder switches and connectors, make it simple and easy to install new or different conversions.



NT400

Maximum efficiency with an advanced functional interior, the NT400 offers comfort at a reduced cost of ownership. What more could your business need? Available in three wheelbases and with a choice of a three-seat single cab or a six-seat double cab, NT400 can be specified as a dropside, tipper or chassis cab ready for conversion. Each model is equipped with a refined Common Rail diesel engine, with 6-speed gear box

Key features that come as standard.

SAFETY AND SECURITY

- Driver airbag
- LED Daytime Running Lights
- Keyless Entry
- Thatcham approved alarm system
- Immobiliser
- Front Bumper with Shock absorber
- Lockable tilting cabin system
- Reinforced cabin structure
- Front Fog Lamps
- Seatbelts with pretensioners
- Spare wheel and wheel lock
- E-type rear bumper
- Wheel cover
- Interior dazzle mirror
- ESP

COMFORT AND CONVENIENCE

- Radio CD player with Bluetooth®
- Multi display combimeter
- Front electric windows

TRANSMISSION

- 6 speed manual

INTERIOR

- Black upper dashboard and seat trim
- 14 seperate storage compartments

OPTIONS

- Metallic Paint
- Digital tachograph
- Front air conditioning

NT400 TIPPER



NT400 DROPSIDE



NT400 GRADES

34.13 SWB

SAFETY AND SECURITY

- Driver airbag
- LED Daytime Running Lights
- Keyless Entry
- Thatcham approved alarm system
- Immobiliser
- Front Bumper with Shock absorber
- Lockable tilting cabin system
- Reinforced cabin structure
- Front Fog Lamps
- Seatbelts with pretensioners
- Spare wheel and wheel lock
- E-type rear bumper
- Wheel cover
- Interior dazzle mirror
- ESP

COMFORT AND CONVENIENCE

- Radio CD player with Bluetooth®
- Multi display combimeter
- Front electric windows

ENGINE

- 3.0dCi 130 6-speed manual

3.4T BODY OPTIONS

- Chassis
- Tipper
- Dropside

OPTIONS

- Metallic Paint
- Digital tachograph
- Front air conditioning

MWB

IN ADDITION TO 35.15

SAFETY AND SECURITY

- Speed limiter*

COMFORT AND CONVENIENCE

- Power and heated mirrors
- Rear heater (Double cab versions)
- High capacity battery (110 Ah/12V)

ENGINE

- 3.0dCi 150 6-speed manual

3.5T BODY OPTIONS

- Chassis
- Tipper
- Dropside

OPTIONS

- Metallic Paint
- Digital tachograph
- Front air conditioning

35.15 SWB

IN ADDITION TO 34.13

SAFETY AND SECURITY

- Limited slip differential
- Reinforced rear suspension

ENGINE

- 3.0dCi 150 6-speed manual

3.4T BODY OPTIONS

- Chassis
- Tipper
- Dropside

OPTIONS

- Metallic paint
- Digital tachograph
- Front air conditioning

OPTIONS

- Metallic Paint
- Digital tachograph
- Front air conditioning

LWB

IN ADDITION TO MWB

COMFORT AND CONVENIENCE

- Upper seat cloth trim
- Interior trim on back panel pillars (Single cab version)

3.5T BODY OPTIONS

- Chassis
- Tipper (Double cab only)
- Dropside (Single cab only)

OPTIONS

- Metallic paint
- Digital tachograph
- Front air conditioning

COLOURS



White
326 / S



Silver
KYO / M



Red
Z10 / S



Grey
K51 / M

S: SOLID - M: METALLIC

TRIMS



UPPER
seats trim



STANDARD
seats trim



[Introduction](#) | [Exterior design](#) | [Interior design](#) | [Technology & Performance](#) | [Style & Accessories](#) | [Price List](#) | [Commitments](#)

[Print](#) | [Close](#)

[Cabstar Model and option prices](#) | [Further Information](#)

[REQUEST A TEST DRIVE](#)





[Introduction](#) | [Exterior design](#) | [Interior design](#) | [Technology & Performance](#) | [Style & Accessories](#) | [Price List](#) | [Commitments](#)

[Print](#) | [Close](#)

[Cabstar Model and option prices](#) | [Further Information](#)

[Page 1](#) | [Page 2](#) | [Page 3](#) | [Page 4](#) | [Page 5](#)

[REQUEST A TEST DRIVE](#)



OUR PROMISE. YOUR EXPERIENCE.



[REQUEST A TEST DRIVE](#)



Nissan. Innovation that excites.

MENA
Investment

MENA Investment Co.
Nissan Palestne

Nablus Street, P.O.Box 4026
Al-Bireh, Ramallah, Palestine

Phone: +970 2 241 0902
<http://www.nissan.ps>



Nissan. Innovation that excites.